

Item: Care Area Cabinets – Patient Cabinets

Item: Enza

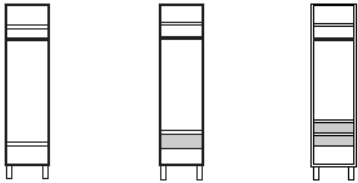
Ref. GIV

Material Options:

☐ METAL STRUCTURE: is made with double paneled parts which are made of epoxy powders varnished sheet steel

☐ WOOD STRUCTURE: the structure is made of chipboard color grey with special profile against dust

Dimensions Options:



1 Place Wardrobe  
450x480x1950h  
mm

☐

2 Places Wardrobe  
900x480x1950h  
mm

☐

Remarks:

-----

-----

-----

-----



Accessories Options:




☐ SS Hinged 110°



☐ Bumper for Dust



☐ Plastic Handle  
Shock-Proof with  
Ergonomic Grip



☐ Locker



☐ Lower Shelf



☐ Lower Shelf

Upholsteries: CC040\_LAM




ABET - 477




ABET - 414



ABET - 1813



ABET - 412




ABET - 463



ABET - 862



ABET - 861




ABET - 835



ABET - 431



ABET - 435



ABET - 1827



ABET - 425

Upholsteries: CC040\_LAM




ABET - 847




ABET - 851



ABET - 859



ABET - 460



ABET - 846



ABET - 454