

Item: Lounge Seating Systems - Armchair Lounge Seating


Item: Ellipse

Description:

A family of chairs made of wood designed for waiting areas and conferences. Available fully upholstered with chrome tubular sled base. The lounge version also comes with a four-star aluminum base and tilt system.  
Internal shell in beech plywood  
Polyurethane foam padding density 40kg/m3  
Base: chromed rod with polyamide feet



Dimensions (in cm):



Remarks / Upholstery selected:

-----

-----

-----

-----

Upholstered Options:  
See sheet  
-MA

Upholsteries: MA




0100




0102



0607




0603




0901



0706



0804



0300




0304



0803



0403



0200